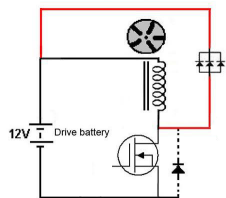
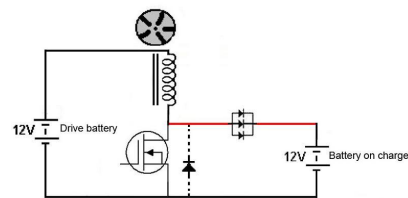


Charging Tests

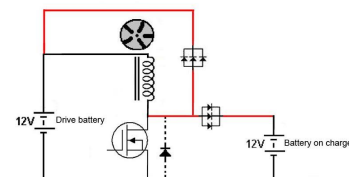
Start Date/Time	Finish Date/Time	Duration (m/h)	Nos Batteries	Batt IDs	Start Voltage (V)	Finish Voltage (V)	dV (V)	Drive Current (A)	RPM after 1m	Comments
18/9/18	18/9/18	10	1	D1	12.2	12.19	-0.01	1.2	740	Non load Voltage at start 12.4V
18/9/18	18/9/18	16	1	C1	13.25	16.8	3.55	1.2	920	HV disconnected from Drive battery. C1 dropped back to 13.31V after 10 min
18/9/18	18/9/18	10	2	C1, C2	13.27 12.82	13.42 13.01	0.15 0.16	0.4-0.3	1,180	HV disconnected from Drive battery.
18/9/18	18/9/18	10	3	C1, C2, C3	13.21 12.90 12.97	13.36 13.01 13.09	0.15 0.11 0.12	0.45	1,100	HV disconnected from Drive battery.
18/9/18	18/9/18	10	2	D1 & C1	13.28 12.18	13.26 12.15	- 0.02 - 0.03	1.2-1.1	754	Drive and external battery charged in parallel with common ground
19/9/18	19/9/18	10	3	D1, C1 & C2	12.42 13.11 12.91	12.22 13.35 13.07	- 0.2 0.24 0.15	0.36-0.32	988	All batteries in HV line in series
19/9/18	19/9/18	10	4	D1, C1, C2 & C3	12.34 13.21 13.03 12.90	12.20 13.35 13.09 13.01	- 0.14 0.14 0.06 0.11	0.32	1,054	All batteries in HV line in series
19/9/18	19/9/18	60	4	D1, C1, C2 & C3	12.34 13.21 13.03 12.90	12.15 13.42 13.17 13.10	- 0.19 0.21 0.14 0.20	0.32	1,054	All batteries in HV line in series



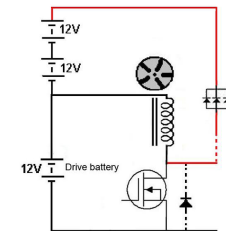
Arrangement 1



Arrangement 2



Arrangement 3



Arrangement 4